



SharePoint 2013 Web Sites

see more.



Peter Carson



- President, Envision IT
- SharePoint MVP
- Virtual Technical Specialist, Microsoft Canada
- peter@envisionit.com
- <http://blog.petercarson.ca>
- www.envisionit.com
- Twitter @carsonpeter
- VP Toronto SharePoint User Group





SERVICES

Leaders in SharePoint Solutions



PRODUCTS

Products to Enrich your SharePoint Experience



Envision IT Services Overview

Focused on complex SharePoint solutions, Envision IT is the “go-to” partner for Microsoft SharePoint, building integrated public web sites, Intranets, Extranets, and web applications that leverage your existing systems anywhere over the Internet.



Products









Agenda

- Web Site Gallery
- What's New in WCM
- SharePoint WCM Glossary
- Envision Shakespeare Company
- Wrap-Up and Q&A

Web Site Gallery




Products

 SHARE

-  ExtranetUserManager
-  Custom404
-  VideoPlayer
-  PhotoViewer
-  ImageRotator
-  StreetPerfect.NET



Identity Management
and
Authentication

Search	Add	Configure
		
Groups Users	Group User Import Users Managed Domain SharePoint Site	System Settings Managed Domains SharePoint Sites General Email Settings Pending Approval Email Pending Approver Email Welcome Email Forgot Password Email

Extranet Security, Collaboration & Account Management for SharePoint

Upcoming Events

[SharePoint Summit](#)
May 13-15, 2013, Toronto

[DevTeach Toronto / Mississauga](#)
May 27-31, 2013

[SharePoint Fest D.C.](#)
August 5-7, 2013, Washington D.C.

[See all events](#)

New Releases

Extranet User Manager

Version 2.6.4847.8
Release April 15, 2013

Video Player

Version 1.0.4850.6
Release April 12, 2013

SharePoint 2013 is here!



Envision IT is your first resource for:

Resources: View our presentations, videos, events, and references on our [SharePoint 2013](#) page.

Blog: Our President, Peter Carson is a Microsoft MVP. [Read his blog](#) for the latest on our research and development around SharePoint 2013.



Hospitals ▶

Non-Hospitals ▶

Aesthetics

Outpatient centers

Blood centers

EMS

See Vascular Imaging in a Whole New Light

VeinViewer's breakthrough light technology has greatly improved vascular access.



Request Information

or schedule a demonstration

VeinViewer Benefits

Pre, During, and Post


Rolling Ticker Title

Lorem ipsum dolor sit amet, consectetur elit. Integer eu justo ipsum, vitae vehicula dia...

News Coverage Title

Lorem ipsum dolor sit amet, consectetur elit. Integer eu justo ipsum, vitae vehicula dia...

See How the VeinViewer Works



Why Choose VeinViewer

Lorem ipsum dolor sit amet, consectetur adipiscing elit. Integer eu justo ipsum, vitae vehicula diam. Nulla et tortor sed ante mia.

[Click here to download our latest white paper](#)

Schedule a Demo





News

Monday, February 4, 2013

[Play Line-Up for 2013 Season Released](#)

Wednesday, February 13, 2013

[Cast List for 2013 Season Decided](#)

Friday, March 29, 2013

[Mishap during Rehearsal](#)

[Read all news articles »](#)

Media Spotlight

Monday, May 6, 2013

[ESC on CBC](#)

[Read all media spotlight articles »](#)

Vivamus at lectus

Donec ullamcorper dui sollicitudin augue tincidunt nec blandit sem varius. Duis lacinia viverra varius. Pellentesque habitant morbi tristique senectus et netus et malesuada fames ac turpis egestas. Nulla porta dolor a neque interdum placerat. Vivamus ut nisi magna. Maecenas in mauris eu est rhoncus viverra fermentum id nulla.



PRINT | SHARE

Capital One
Race for Kids

**It's not a marathon...
It's not a walk...**

Register today for an exciting new adventure race in your community.
www.raceforkids.ca

Boys & Girls Clubs of Canada
Clubs Garçons et Filles du Canada

1 2 3 4 5

[Get Involved](#) ▶

[Sign-up For Newsletter](#) ▶

Find a Club

- select a province -

- enter a postal code -

[Start a Club](#) ▶

Follow us on



[Latest News](#) ▶

3/5/2012

[Boys and Girls Clubs of Canada and Capital One Launch Capital One Race for Kids](#)

It's not a run. It's not a walk. It's something...

2/23/2012

[Boys and Girls Club of Canada and President's Choice® Children's Charity Partner to Fuel Brighter Futures for Canadian Children](#)

Boys and Girls Clubs of Canada (BGCC) is proud to...

[Our Mission](#) ▶

To provide a safe, supportive place where children and youth can experience new opportunities, overcome barriers, build positive relationships and develop confidence and skills for life.

[More](#) ▶

Did You Know?



For over 100 years, Boys and Girls Clubs have used the model of learning through play in our after-school programs.

This Globe & Mail article examines how play-based learning and a focus on building emotional intelligence can help kids be more

Partner News



BGCC partner AMD Foundation Named a 2012 Computerworld Honors Laureate

AMD Changing the Game, the Foundation's signature initiative, has reached more than 75,000 youth in six countries with video game design opportunities. The program's





Welcome to Self-Help Gambling Tools



Gambling Quiz

Answering these nine questions will help you understand if gambling is having a negative impact on your life.



Monitor Your Gambling & Urges

Use this web tool to keep track of when you gamble, or feel the urge to gamble. Mobile App also available.



Self-Help for Those who Gamble

Do you gamble? These interactive tools will help you explore, cut down or stop gambling.




Self-Help for Family and Friends

Does someone you care about gamble too much? With these interactive exercises, learn why they gamble and what you can do to help.

Please remember that the tools on ProblemGambling.ca are self-help exercises. The information you enter online will be anonymous, and will not be reviewed by anyone. Registration is free.

Ontario Problem Gambling Helpline

 1-888-230-3505

- Open 24 hours, 7 days a week
- Free, confidential and anonymous
- Available across Ontario
- Service in more than 140 languages

The Helpline provides information about and referrals to problem gambling counselling services, including telephone counselling and organizations such as Gamblers Anonymous and Gam-Anon.



Operating Segments

Metal Service Centers



Energy Tubular Products



Steel Distributors



CONNECT WITH A CUSTOMER SERVICE REPRESENTATIVE



Calculators

Russel Metals Inc. (Russel Metals or the Company) is one of the largest metals distribution and processing companies in North America. The Company primarily distributes steel products and conducts its distribution business in three principal business segments: metals service centers; energy tubular products and steel distributors.

Metal Service Centers

We provide processing and distribution services to a broad base of customers. We service all major geographic regions of Canada and the Southeastern and Midwestern regions in the United States. To service our customer base we carry a broad line of metal products in a wide range of sizes, shapes and specifications, including carbon hot rolled and cold finished steel, pipe and tubular products, stainless steel, aluminum and other non-ferrous specialty metals. We purchase these products primarily from North American steel producers and package and sell them to end users in accordance with their specific needs. We service a wide variety of industries, including machinery and equipment manufacturing, construction, shipbuilding and natural resources, such as mining and petroleum.



Learn More About Your Warranty

Our ongoing series of videos and guides are designed to provide you with important information about your new home warranty.

[Learn More](#)

Sign In

- > [MyHome](#)
- > [Builder Portal](#)

Email a Customer Service Representative

[Register for MyHome](#)



[Online Education Seminars](#)



[Homeowner Information Package](#)



[MyHome](#)
Manage your warranty online



[FAQ](#)
Get answers to your questions



New Home Buyers

[Understanding Deposit Protection](#)
[Understanding Delayed Closing and Occupancies](#)
[Warranty Protection](#)
[What's Covered and When?](#)
[Your Pre-Delivery Inspection](#)
[More...](#)



New Home Builders

[Registering and Renewing](#)
[Enrolling New Homes](#)
[After-Sales Service](#)
[Tarion Awards of Excellence](#)
[Illegal Building](#)
[More...](#)



Warranty Protection

[What's Covered and When?](#)
[What's Not Covered?](#)
[Types of Homes Not Covered](#)
[Warranty Process and Making a Claim](#)
[How the Statutory Warranty Works](#)
[More...](#)



[Licensed Builder Directory](#)

Quick Links

- > [Builder Bulletins](#)
- > [New Home Buyer and Builder Publications](#)
- > [Public Consultations](#)
- > [Ombudsperson](#)
- > [Construction Performance Guidelines](#)





> **Featured Products**



Universal Life

You've decided that you need life insurance. But not just any life insurance will do. You want a financial solution that will protect you during your lifetime and provide for your loved ones or beneficiaries. Consider a universal life (UL) plan.



Income Pays!

Transamerica has many tools to help you build better tomorrows for your clients. Through the Transamerica Guaranteed Investment Funds (TGIF) contract advisors have access to several fixed-income funds.

> **Featured Tools**

- [Advisor Forms](#)
- [Careers - Join Our Team](#)
- [News](#)
- [Rates of Return](#)
- [Accessibility](#)

> **Featured Solutions**



Insure your mortgage

Your lending institution offers mortgage insurance. But why settle for an insurance product that does...



Investing

Whether you want to build a nest egg, secure a retirement income or have a completely different goal...



Retirement Planning

Wouldn't it be great to look forward to your retirement rather than worry about how to pay for it?

> **Meet...**

WE MADE THEM
A TOMORROW
THEY COULD LOOK
FORWARD TO.

About Us

Public

Employers

Members

Become a Member



The College of Early Childhood Educators is a professional self-regulatory body for early childhood educators formed to protect the public interest and focused on quality and standards in the practice of early childhood education.



Third Annual Meeting of Members Video...Coming Soon!



A video recording of the College's third annual meeting of members will soon be available on our website. The video will include:

- Greetings from the Minister of Education
- President's Report
- Complaints Committee Report
- Auditor's Report
- Special Presentation from the College's Registrar and CEO, Sue Corke

Latest News

3/21/2012

[Updates to the College's Public Register](#)

Looking up a registered early childhood educator (RECE) just got...

3/20/2012

[Notice of Council Meeting](#)

Date/time of meeting: April 11, 2012; 1:00 - 5:00 p.m.
April...

3/14/2012

[Winter Newsletter Now Available](#)

The Winter '12 Member Newsletter is now available. Read the Winter...

[More News...](#)

> [Public Register](#)
> [Contact Us](#)



A Leading Value-Added Processor and Distributor of Metal



[Français](#) [Español](#)

Search this site:

[Home](#)

[About Samuel](#)


[Products](#)

[Processing](#)

[Business Groups](#)

[Locations](#)

[Contact Us](#)



Over 155 years of experience in the metals industry

[>>Learn more](#)



Stanrail Acquisition

RECENT NEWS -- March 2012. **Stanrail Corporation**, a premier designer, manufacturer and distributor of railcar components became part of the **Roll Form Group**, a division of Samuel, Son & Co., Limited.



More Than Metal

Carbon steel, aluminum and stainless steel may be the backbone of our operations, but Samuel offers much more. Explore our site to find out about our **Manufacturing Divisions**, **Transportation Services** and customized **Value-Added Programs**.



A History of Quality

Samuel has built a leading name in the metals industry since 1855 and now operates **locations** worldwide. View our development as the largest family-owned metals distribution and processing corporation in North America in our **historical timeline**.

[Contact Us](#)

[eService Login](#)

[Site Map](#)

[Privacy Policy](#)

© 2012 Samuel, Son & Co., Limited

A superior mix of features make this a truly unique work environment

Love what you do, love where you do it - on Vancouver's scenic waterfront, in the downtown business and shopping core, adjacent to the convention centre.

Welcome to Waterfront Properties

Select



Waterfront Properties Leasing



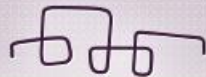
- Explore Leasing
- Availability
- Leasing Contacts

News & Events

GREEN AT WORK™ Eco-Fair 2011...
Ice Cream Days - Granville Square Plaza...
More...

Gift Card





SHOPS AT DON MILLS®

[Jobs](#) | [Subscribe](#) | [Contact Us](#)

Search

[Home](#)

[Centre Information](#)

[Store Directory](#)

[Promotions](#)

[eMagazine](#)

[Restaurants](#)

[Guest Services](#)

[Events and Photos](#)

TOP CHEF CANADA
ONLY ONE WILL TASTE THE GLORY

MONDAYS 10^{ET} 9^{PT}

food network

SHOPS AT DON MILLS®
SEEN ON THE NEW SEASON

RUN/WALK
Cadillac Fairview
caddillacfairviewrun.ca

CONDO LIVING
AT THE SHOPS AT DON MILLS

Proudly committed to
60
EARTH HOUR

Get Experienced ▶
Sign up for our eNewsletter

Centre Hours

Mon-Fri 10:00 AM - 9:00 PM
Sat 9:30 AM - 6:00 PM
Sun 11:00 AM - 6:00 PM
Using GPS? Enter 1060 Don Mills Road.

416.447.0618

What's New

[Skating rinks lure customers off the couch](#)
[SHOPS AT DON MILLS IS THE PRIMARY SHOPPING DESTINATION FOR TOP CHEF CANADA !!!](#)
[Free Investing 101 Seminar - Edward Jones March 29, 2012](#)

shops.ca

The Perfect Gift Card

Cadillac Fairview

©2011 Cadillac Fairview Corporation

[Accessibility](#) | [Leasing Information](#) | [Privacy](#) | [Disclaimer](#) | [Find a Shopping Centre](#)





WELCOME TO THE NEXT CHAPTER OF SHERWAY GARDENS

Sherway Gardens continues to raise the bar in creating the definitive consumer retail experience to remain at the top of its class in the city of Toronto. From the finest details in our design to our commitment to a sustainable retail experience, Sherway Gardens' renaissance leads the way with a passionate drive towards transforming the future of shopping.



PROJECT HIGHLIGHTS

- 250,000 square foot expansion to increase stores and services to over 250.
- Increase in retail space to approximately 1.25 million square feet.
- New second level food court with striking exterior presence.
- 4 full service restaurants.
- New three level parkade with 1,200 stalls.
- A dramatic remerchandising of the existing food court into a new retail high street.

[CONTACT US](#)



Welcome

to our **new** site

Check out our new features and tell us what you think >

FIND IT FAST

[Careers](#)
[Data Reports](#)
[Just Clean Your Hands](#)
[Laboratories](#)
[PIDAC](#)
[Regional Infection Control Networks](#)

NEWS

PHO Connections
 June 2013

New Report
 Connecting the Dots: How Ontario Health Units are Addressing Child and Youth

HOT TOPICS

Middle East respiratory syndrome coronavirus (MERS-CoV)

June 2013: Monthly Infectious Disease Surveillance Report – Focus on Sunbilia

RESEARCH IN ACTION

"We need to change public ideas and norms, increase engagement and knowledge, and promote belief in vaccines."



~Dr. Natasha Crowcroft in *The Lancet Infectious Diseases*

Read about [PHO's contribution to the body of evidence on immunization.](#)

UPCOMING EVENTS

[View and register for events](#)



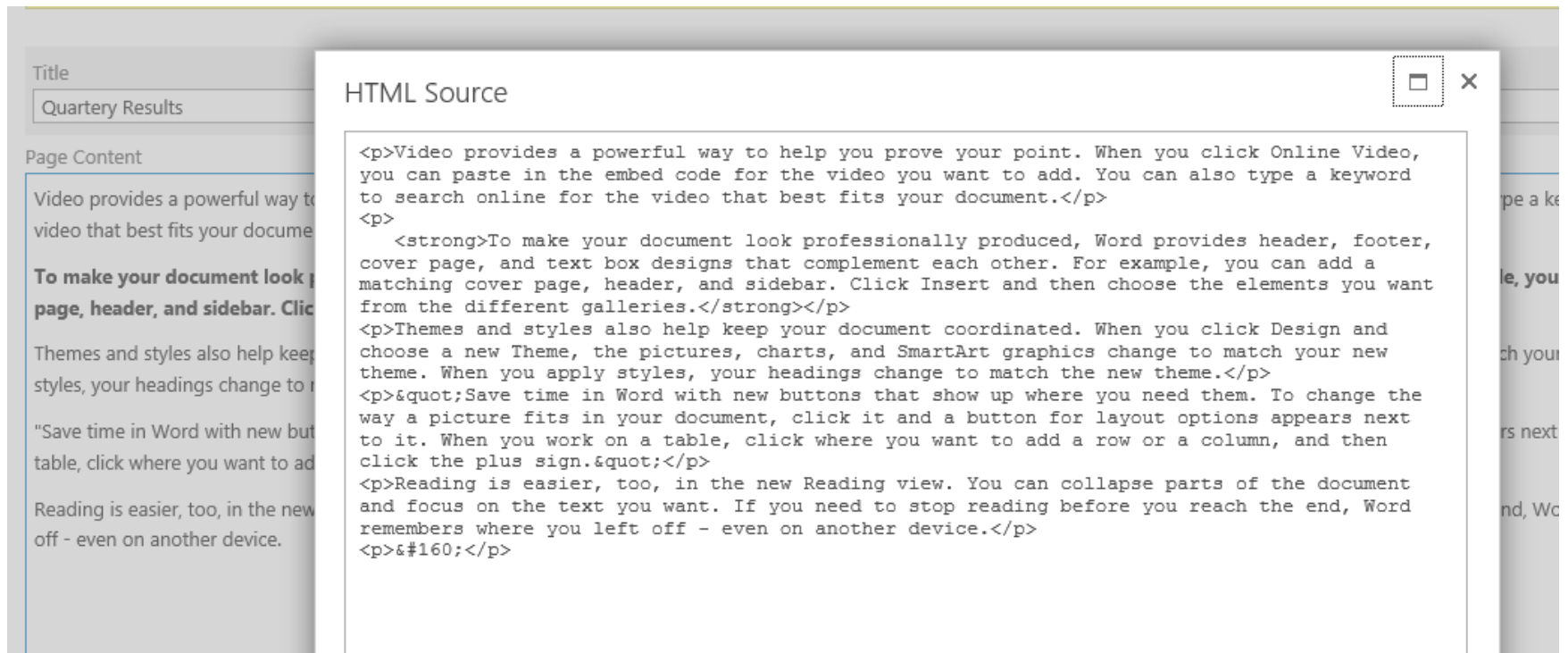
Links

- www.envisionit.com
- www.envisionit.com/shakespeare
- www.bgccan.com
- www.problemgambling.ca
- www.russelmetals.com
- www.tarion.com
- www.transamerica.ca
- www.collegeofece.ca
- www.samuel.com
- www.thewaterfrontproperties.ca
- www.shopsatdonmills.ca
- www.future.sherwaygardens.ca
- www.publichealthontario.ca



What's New in Web Content Management

Easier Page Authoring With Cut and Paste



The screenshot displays a web editor interface. On the left, a sidebar contains a 'Title' field with the text 'Quarterly Results' and a 'Page Content' section. The main content area shows a preview of the page with the following text:

Video provides a powerful way to help you prove your point. When you click Online Video, you can paste in the embed code for the video you want to add. You can also type a keyword to search online for the video that best fits your document.

To make your document look professional, Word provides header, footer, cover page, and text box designs that complement each other. For example, you can add a matching cover page, header, and sidebar. Click Insert and then choose the elements you want from the different galleries.

Themes and styles also help keep your document coordinated. When you click Design and choose a new Theme, the pictures, charts, and SmartArt graphics change to match your new theme. When you apply styles, your headings change to match the new theme.

Save time in Word with new buttons that show up where you need them. To change the way a picture fits in your document, click it and a button for layout options appears next to it. When you work on a table, click where you want to add a row or a column, and then click the plus sign.

Reading is easier, too, in the new Reading view. You can collapse parts of the document and focus on the text you want. If you need to stop reading before you reach the end, Word remembers where you left off - even on another device.

On the right, a window titled 'HTML Source' is open, showing the following HTML code:

```
<p>Video provides a powerful way to help you prove your point. When you click Online Video, you can paste in the embed code for the video you want to add. You can also type a keyword to search online for the video that best fits your document.</p>
<p>
  <strong>To make your document look professionally produced, Word provides header, footer, cover page, and text box designs that complement each other. For example, you can add a matching cover page, header, and sidebar. Click Insert and then choose the elements you want from the different galleries.</strong></p>
<p>Themes and styles also help keep your document coordinated. When you click Design and choose a new Theme, the pictures, charts, and SmartArt graphics change to match your new theme. When you apply styles, your headings change to match the new theme.</p>
<p>&quot;Save time in Word with new buttons that show up where you need them. To change the way a picture fits in your document, click it and a button for layout options appears next to it. When you work on a table, click where you want to add a row or a column, and then click the plus sign.&quot;</p>
<p>Reading is easier, too, in the new Reading view. You can collapse parts of the document and focus on the text you want. If you need to stop reading before you reach the end, Word remembers where you left off - even on another device.</p>
<p>&#160;</p>
```


Drag and Drop Files

- Drag and drop files from Windows Explorer into the browser, or the other way
- Doesn't support folders or document sets
- Open in Windows Explorer still works best for this
- Requires IE10 or current versions of Chrome, Safari or Firefox
 - IE8 and 9 supported with Office 2013 installed

Design Manager

New way to
build master
pages and
layouts

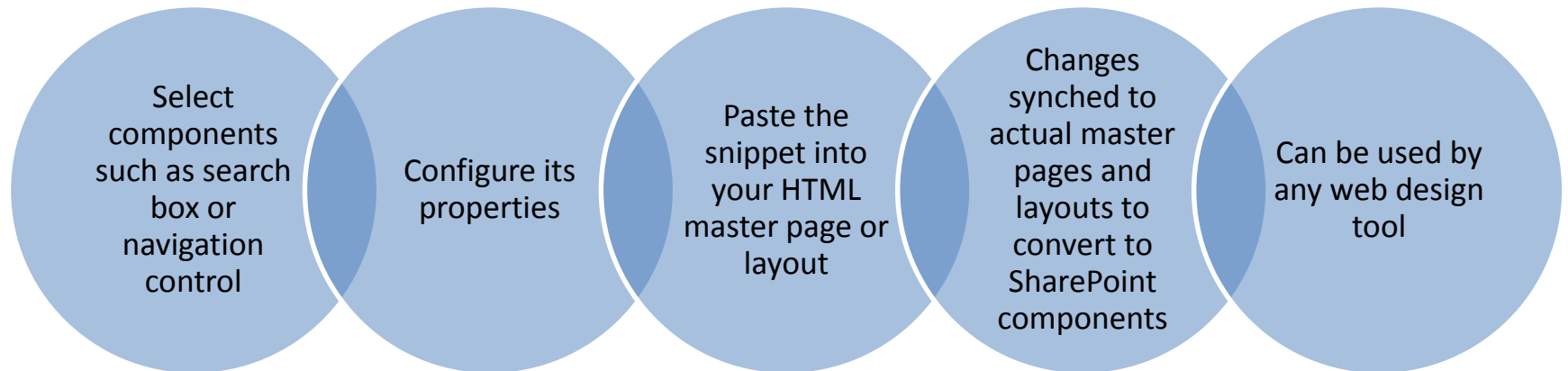
SharePoint
Designer no
longer
required

Edit and
preview in
any HTML
editor

Automatically
creates the
associated
master page
and .aspx
layouts

Package into
a Design
Package WSP
for
deployment

Snippet Gallery



Channels

Map channels
to mobile
devices or
browsers

Alternate
master pages
can be
assigned

Page layouts
can include or
exclude
content based
on channel

Managed Navigation

Site navigation
driven by
managed
metadata

SEO-friendly
URLs

Connect site
navigation to
business
concepts
rather than
site structure

Display Templates

Used to
customize the
presentation of
search results

No more XSLT!!!

Three templates

- Control – Overall structure of search results
- Group – Show groups of results
- Item – How each result is presented

Content Search Web Part

- Replacement for Content Query Web Part
- Also no more XSLT!!!
- Returns results as JSON
- Rendered with JavaScript and CSS
- Can customize results with display templates

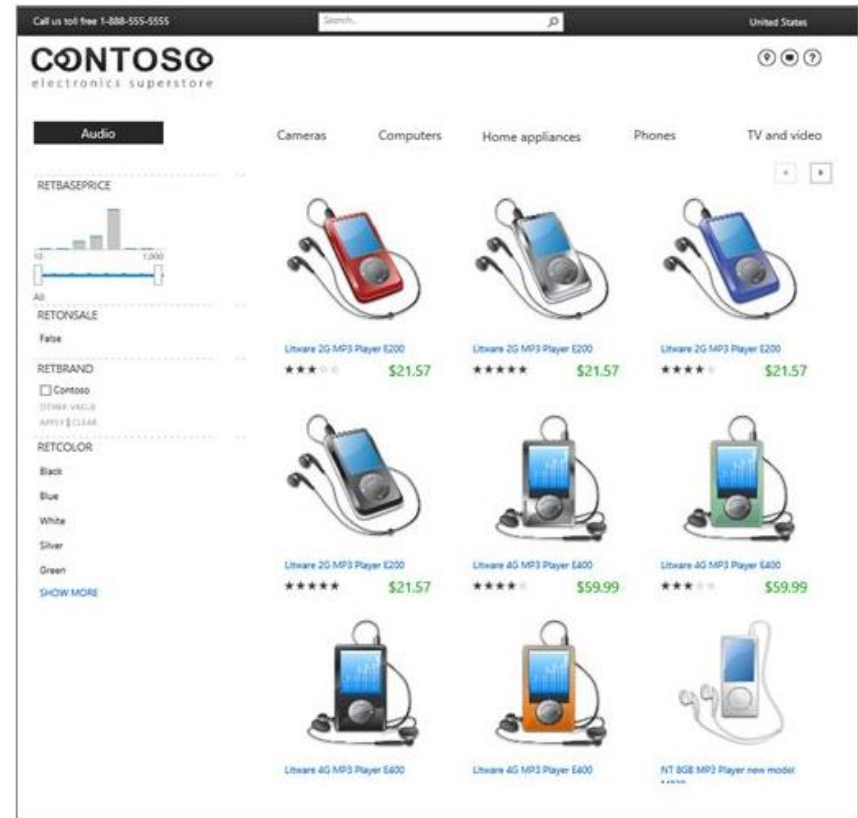


Image Renditions

Image Renditions ⓘ

ID	Name	Width	Height	Edit	Delete
Add new item					
1	Display Template Picture 3 Lines	100px	100px		
2	Display Template Picture On Top	304px	100px		
3	Display Template Large Picture	468px	220px		
4	Display Template Video	120px	68px		

- Display uploaded images in predefined sizes, widths, and crops
- Multiple renditions stored in document sets
- Content author can create renditions (including crops) in the browser

Edit Image Rendition

ID	1
Name *	<input type="text" value="Display Template Picture 3 Lines"/>
Width	<input type="text" value="100"/>
Height	<input type="text" value="100"/>
<hr/>	
<input type="button" value="Save"/> <input type="button" value="Cancel"/>	

Address: /news/PublishingImages/1_i
Alt Text:



Horizontal Size: 600 px



Vertical Size: 300 px

Lock Aspect Ratio



Horizontal Space: 5 px



Vertical Space: 5 px

Styles

Arrange

Size

Spacing



Change Picture

Pick Rendition

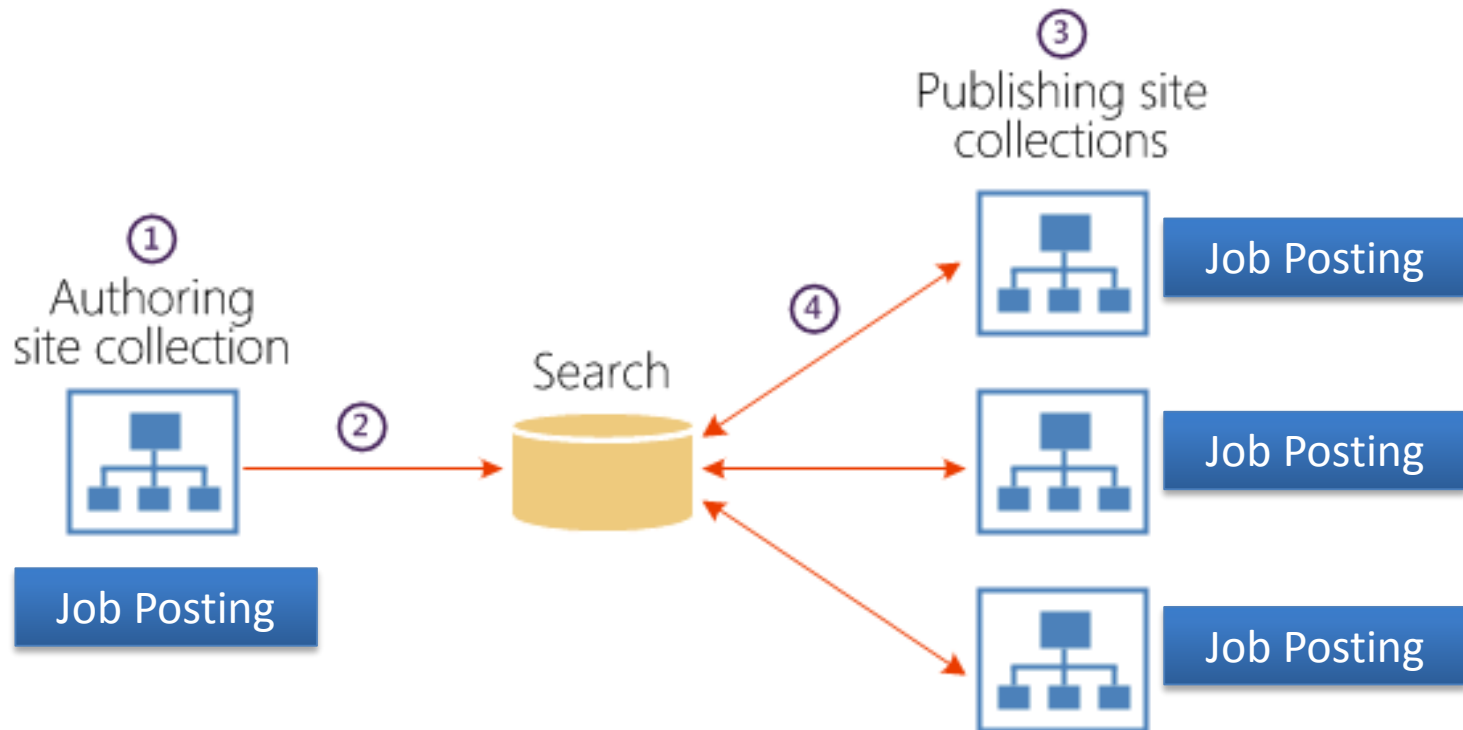
- Full Size Image
- Display Template Picture 3 Lines (100 x 100)
- Display Template Picture On Top (304 x 100)
- Display Template Large Picture (468 x 220)**
- Display Template Video (120 x 68)
- News Rendition (300 x 200)
- Contoso Large Rendition (600 x 300)
- Edit Renditions



Cross-Site Publishing

- Reuse content between different sites, including site collections and farms
- Catalogs can surface lists into publishing sites onto a category page and item pages
- Can be surfaced through the Content Search Web Part
- No need to create and publish web pages
- Create custom, friendly URLs
- Metadata based navigation base

Cross Site Publishing



Catalogs

Results

Consistent
Displays

Manage
content in
one place

No need
to create
pages

No need
to format

Metadata
Navigation

SharePoint

Products

Site Settings › Term Store Management Tool

SEARCH

TAXONOMY TERM STORE

English

- Managed Metadata Service Application Proxy
- People
- Search Dictionaries
- System
- Site Collection - sphvm-114-sites-products
 - Product Hierarchy
 - Electronics
 - Audio
 - Cameras
 - Computers
 - Computers accessories
 - Desktops
 - Laptops
 - Monitors
 - Printers, scanners and fax
 - Tablets
 - Home appliances
 - Phones
 - TV and video

GENERAL

Managed Metadata Service Application Proxy

Available Service Applications

A site may consume multiple metadata applications. Select the one to see in the tree view.

Managed Metadata Service Appl

Sample Import

The SharePoint metadata manager can import a term set from a UTF-8 CSV format file. Use the sample file as a template for creating import files. Then import the file into the desired group to create a new term set.

[View a sample import file](#)

Term Store Administrators

You can enter user names, group names, or e-mail addresses. Separate them with semicolons. These users will be permitted to create new term set groups and assign users to the group manager role.

redmond.pkmacc;

Default Language

Select the default language for all Metadata in the system. All terms in this set are defined in this default language.

English

Working Languages

Select the "translation of" languages for terms in the term store. This will allow a term to have language

Select languages from:

Installed language packs

Add >>

English

SharePoint

Products

Products ⓘ

Home

Lists

Recent

- Products
- Site Contents

+ new item or edit this list

All Items Approve/reject Items My submissions ...

Find an item

✓	📄	Title	Item Number	Group Number	Language Tag	Item Category	Rollup Image	Approval Status
		Southridge Video Laptop15.4W M1548	5637146264	5637145762	en-US	Laptops		Approved
		Southridge Video Laptop15.4W M1548	5637146265	5637145762	en-US	Laptops		Approved
		Southridge Video Laptop15.4W M1548	5637146266	5637145762	en-US	Laptops		Approved
		Southridge Video Laptop15.4W M1548	5637146267	5637145762	en-US	Laptops		Approved
		Southridge Video Laptop8.9 E0890	5637146268	5637145763	en-US	Laptops		Approved

Catalogs

Category Page

The screenshot shows the 'Audio' category page on the Contoso Electronics Superstore website. The page features a navigation bar with categories: Audio, Cameras, Computers, Home appliances, Phones, and TV and video. A sidebar on the left includes filters for RETBASEPRICE (with a price range slider from 10 to 1,000), RETONSALE (False), RETBRAND (Contoso), and RETCOLOR (Black, Blue, White, Silver, Green). The main content area displays a grid of nine MP3 players. The first three are Litware 2G MP3 Player E200 in red, white, and blue, each priced at \$21.57. The next three are Litware 4G MP3 Player E400 in black, blue, and green, with prices of \$21.57, \$59.99, and \$59.99 respectively. The last one is an NT 8GB MP3 Player new model in white, priced at \$59.99. A blue arrow points from the red MP3 player in the category grid to the item page.

Item Page

The screenshot shows the item page for the 'Litware 2G MP3 Player E200' on the Contoso Electronics Superstore website. The page features a navigation bar with categories: Audio, Cameras, Computers, Home appliances, Phones, and TV and video. The main content area displays a large image of the red MP3 player with its earbuds. Below the image are tabs for Product description, Specification, Customer reviews, and Accessories. The product description includes the item number (5637148690), a price of \$21.57, and a rating of 3.4 out of 5 stars. The features section lists: '2 GB MP3 player with LCD display for easy navigation between files and playlists. Plays MP3 and WMA files. Integrated voice recorder. High speed USB 2.0 interface.', 'More value for your money.', 'Functional and attractive.', and 'Make a great gift!'. The overview section includes a paragraph about the product's value and a note about a 10% discount for customers who bring in a competitor's advertisement or coupon.

www.contoso.com/products/Audio-Liware2g

SEO Enhancements

- Friendly URLs
- Home page redirects
- XML sitemaps automatically generated and updated
- Custom SEO properties

SEO Properties

Name
This page's name may appear in the URL .aspx

Title
Search Engines can use the title to pair this page with search results for similar keywords.

Browser Title
You can customize the text that appears in the title bar of the web browsers viewing this page.

Please enter between 5 and 25 characters in this field.

Meta Description
Search Engines may display this text under a link to this page on a search results page.

Please enter between 25 and 150 characters in this field.

Variations and Multi-Lingual

- Export and import content for translation in XLIFF format
 - Pages
 - Labels
 - List items
 - Navigation
- Bing translation service comes with active SharePoint 2013 license

SharePoint WCM Glossary

SharePoint Glossary

Term	Definition
SharePoint Farm	A set of SharePoint servers that share a single configuration database
Web Application	A top level container and entry-point URLs for site collections
Site Collection	A set of Web sites that are in the same content database, have the same owner, and share administration settings. A site collection can be identified by a GUID or the URL of the top-level site for the site collection. Each site collection contains a top-level site, can contain one or more subsites, and can have a shared navigation structure
Path Based Site Collection	A site collection under a managed path http://webapp/sites/sitecollection
Host Named Site Collection	A site collection with its own unique URL. Must be created through PowerShell
Site	Subsite under a site collection
Site Template	A template for a single site that has been saved from another site. Site templates may or may not contain content. Templates cannot be created from publishing sites

SharePoint Glossary

Term	Definition
Site Column	<p>A single field that can store information of a particular type</p> <ul style="list-style-type: none">• Text• Choice• Number• ... <p>Defined at the site collection level</p>
Content Type	<p>A content type is a reusable collection of Site Columns that can be applied to a certain category of content. Content types enable the management of metadata and behaviors of a document or item type in a centralized, reusable way. Basically, content types include the columns (or fields) that are applied to a certain type of content, plus other optional settings such as a document template.</p>
Document Set	<p>New content type in SharePoint 2010. A document set is a container for multiple documents to which you can assign certain metadata and treat as a single entity in many ways. In addition, a document set can contain one or more different content types.</p>

SharePoint Glossary

Term	Definition
List	A container for list content types or custom list items. Columns can be defined via content types, or directly in the list
Document Library	A SharePoint list that contains documents where you can create, collect, update and share files with others. Like lists, columns can be defined via content types, or directly in the list
Form Library	A special type of library to facilitate the interaction with InfoPath forms
Asset Library	A library typically used to store image, audio, and video files
List Template	A template used to define the configuration of a list or library. Templates can be saved with or without content

SharePoint Glossary

Term	Definition
Term Store	An instance of the Managed Metadata Service. This can be shared between sites, site collections, web applications, or farms
Group	A collection of term sets
Term Set	A collection of related terms
Term	A word or a phrase that can be associated with a SharePoint item
Friendly URL	An SEO friendly URL defined in the term store for a page, rather than the physical URL of where the page is stored (/Pages)

SharePoint Glossary

Term	Definition
Design Manager	2013 feature used to manipulate WCM artifacts
Master Page	Defines elements that are common to all pages, such as the header, navigation, and footer
Page Layout	Defines the layout of a particular style of page, such as news or events. Each page content type can have one or more layouts associated with them
Web Parts	Functional elements that can be added to pages, typically for dynamic content
Apps	Similar to web parts, but run outside of SharePoint, while being hosted in the SharePoint page

SharePoint Glossary

Term	Definition
Cross-Site Publishing	Publishing from an authoring site collection to one or more publishing site collections
Catalog	A list that has been published as a catalog
Category Page	A page that displays a rollup of catalog items
Catalog Item Page	A page that displays a single item from a catalog
Display Template	Used to format the results on search pages, in content search web parts, and on category pages



ENVISION
Shakespeare Company

Shakespeare Reference Project

- www.envisionit.com/shakespeare
- Download the zip file for all the artifacts
 - MindMap
 - Axure wireframe
 - Word Functional Spec
 - Visual Studio projects
 - PowerShell deployment scripts
 - Term store export/import tool and XML data
 - Term store navigation control
 - Content

Setup Your VM

- Need a full Cloudshare account for outbound Internet access
- May be able to use a trial if you can get the files loaded
- Download and install the trial software and Shakespeare package
 - www.mindjet.com/products/mindmanager
 - www.axure.com/features
 - <http://aka.ms/OfficeDevToolsForVS2012>
 - www.envisionit.com/shakespeare

Vision and Scope Exercises

- Modify the MindMap
- Update the Wireframe
- Change the Specification
- Update the Site Columns and Content Types

MindMap

- Find and open Envision Shakespeare Company Information Architecture.mmmap
- Drag items under other items to reorganize
- Insert to add a new node
- Cursor left and right to move back up and add more nodes

Wireframe

- Find and open Envision Shakespeare Company Wireframes.rp
- Go to the News Layout
- Remove the Editor only fields (note that these are defined as a reusable block)
- Make the layout single column
- Remove the time from the Article Date
- Generate a prototype
- Review in the browser

Change the Specification

- Find and open Envision Shakespeare Company Functional Specification.docx
- Add an ESC Demo site column that is a single line of text
- Add the site column to the Base Page content type

Open the Visual Studio Project

- Find and open the Envision Shakespeare Company.sln in Visual Studio 2012
- Say No to TFS integration
- Update the Site URL for the two projects with <http://c4968397007>

Add a Site Column

- Right-click the ESC_Infrastructure project and Add Item
- Add a Site column named ESC Demo
- Open the new Elements.xml
- Copy the full Field tag
- Paste it into the existing Elements.xml
- Delete the new Site Columns files
- Set the name and group appropriately
- Save and overwrite

Add the Site Column to a Content Type

- Expand the Content Types folder
- Double-click the ESCNews content type
- Add the ESC Demo column
- Save and overwrite

Rebuild the Project

- Build – Rebuild Solution
- Overwrite
- Right-click the ESC_Infrastructure project
- Publish
- Publish to
C:\Users\Administrator\Downloads\Envision IT
SharePoint 2013 Web Sites Training\Envision
Shakespeare Company\Builder
 - Depending on where you downloaded the zip package
- Do the same for the ESC_Branding project

Setting up the Term Store

- Go to Central Admin
- Go to Manage Service Applications
- New Managed Metadata Service
- Set the following values
 - Name to Managed Metadata Service
 - Database Name to ManagedMetadataService
 - Create a new app pool ManagedMetadataService using SPFarm
- In Central Admin Services on Server, start the Managed Metadata Web Service

Building the Site

- Navigate to the Builder folder
- Review the
ShakespeareBuild_2_SetEnvironment.ps1
- Right-click ShakespeareBuild_1_Complete.ps1
and run with PowerShell

Review the Site

- Go to Site Settings
- Review the Site Column and Content Type Galleries
- Look for the new site column
- Go to Site Contents
- Review the various lists and libraries

Preparing for Cross-Site Publishing

- Clean up the term store
 - Make sure there are no referenced terms in the Catalog term set
- Set the navigation for the site to the GlobalNav term set
 - Site settings - Navigation
- Activate the Cross-Site Collection Publishing
 - Site settings – Site Collection Features

Publishing the News Catalog

- Go to Site Contents
- Go to the Settings for the News list
- Select Catalog Settings
- Check Enable this library as a catalog
- Enable anonymous access
- Use the ID for the URL
- Select Catalog Term for the Navigation Hierarchy

Full Search Crawl

- Run a full crawl
 - Go to Central Admin
 - Manage service applications
 - Search service app
 - Content sources
 - Edit Local SharePoint sites
 - Remove <http://c4968397007> and save
 - New content source
 - Name Shakespeare
 - Start address <http://c4968397007>
 - Pull down on Shakespeare
 - Select Start Full Crawl
 - Refresh until it completes

Create the Catalog Connection

- Go to Site Settings
- Manage catalog connections
- Connect to a catalog
- Connect News
 - Select the News term
 - OK

Configure the Category Page

- Navigate to /News
- Edit the page and web part
 - Set the number of items to 10
 - Select the display templates
 - Control_News
 - Item_News
 - OK
- Publish the page

Add News to the Home Page

- Go to the home page and edit it
- Add a web part to Zone 2
- Content Rollup – Content Search
- Edit the Web Part
- Change the query
- Items matching a content type
- Restrict by content type – ESCNews (Show all content types first)
- Set the display templates
 - Control_NewsRollup
 - Item_NewsRollup
- Publish

Configure the Catalog Item Page

- Click on a News item
- Edit the page
- Change the page layout to Catalog-ItemNews
- Publish

Search

- Add a page – Search
- Change the page layout to home page
- Add a web part to Zone 2
 - Search –Refinement
- Add a web part to Zone 3
 - Search – Search Results
 - Search – Search Box
- Publish
- This is not wired into the master page search yet

Creating Pages and Navigation

- Add a new page – Test Pages
- Add another page – Page 1
- Go to Site Settings – Term Store Management
- Find your new pages in the GlobalNav
- Move Page 1 under Test Pages
- Refresh the page and look at your nav here
- Go to the home page and look at the nav
- Add ?RefreshGlobalManagedNavigation=All to the URL
- Look at the nav again

Wrap-Up

- Design Manager and HTML master pages, page layouts, and display templates rock
- Search and Term Store are key to WCM in SharePoint 2013
- Content Search Web Part is your new best friend

Building a Public Web Site and Extranet on SharePoint 2013

- Full day workshop
- Overview of Web Content Management in SharePoint 2013
- Design of the Site
- Site Build
- Infrastructure Build
- Application Lifecycle Management for SharePoint
- Analytics

Shakespeare Package

- All design files (MindMap, Axure Wireframes, Word specification, Adobe and HTML mockups)
- Visual Studio 2012 solution
 - Site columns and content types
 - Branding (master page, page layouts, display templates, CSS, JavaScript)
 - Term store navigation control
 - Term store export/import tool with full support for 2013 navigation features
 - Site content, including the complete works of Shakespeare tagged for the site
 - PowerShell scripts for automated creation of the site, including site collection, features, and content
- This package can be easily deployed to a Cloudshare SharePoint 2013 test environment, or an on-premise farm.

Overview of Web Content Management in SharePoint 2013

- SharePoint WCM Foundations
 - Site columns
 - Content Types
 - Page Layouts
 - Master Pages
 - Multi-Lingual and Variations
- New 2013 Features
 - Word Copy and Paste
 - Design Manager
 - Snippet Gallery
 - Channels
 - Managed Navigation and Friendly URLs
 - Display Templates
 - Powerful Search
 - Content Search Web Part
 - Image and Video Renditions
 - Cross-Site Publishing and Catalogs
 - SEO Enhancements
- Licensing
- Example Sites

Design of the Site

- Information Architecture with MindMaps
- Wireframing with Axure
- Functional Specification in Word
- Creative Designs with Adobe Illustrator and PhotoShop
- HTML Mockups

Site Build

- Creation of the Visual Studio projects
 - Site columns and content types
 - Branding (master page, page layouts, display templates, CSS, JavaScript)
 - Design Manager process
 - Master page design
 - Adaptive and responsive design using Twitter Bootstrap framework
 - Accessibility
- Setup of the term store
 - Initial population
 - Term store navigation control
 - Term store export/import tool with full support for 2013 navigation features
- Create the site structure
- Search configuration
- Catalog and cross-site publishing setup
- PowerShell scripts for automated creation of the site, including site collection, features, and content
- Extranet Registration and Logon

Infrastructure Build

- Farm Architecture
- Hosting Options (On-Premise, Azure, Third-Party)
- AutoSPInstall to install SharePoint
- http/https Publishing
- Claims and Forms-Based Authentication (SQL and AD)

Application Lifecycle Management for SharePoint

- Governance for the Site
- Agile Development
- Team Foundation Server
- Continuous Integration
- Automated Testing
- Developer, Dev Integration, QA, and Production Environments
- Change Management

Analytics and SEO

- Setting up Google Analytics Tracking on your site
- Configuring the Google Analytics reporting
- Google and Bing WebMaster Tools
- SEO, 404 page not found, and redirects, why they are so important

Full Workshops

- SharePointFest Chicago October 7, 2013
- DevTeach Vancouver December 2-4 2013
 - Full workshop is tentative

Q & A